

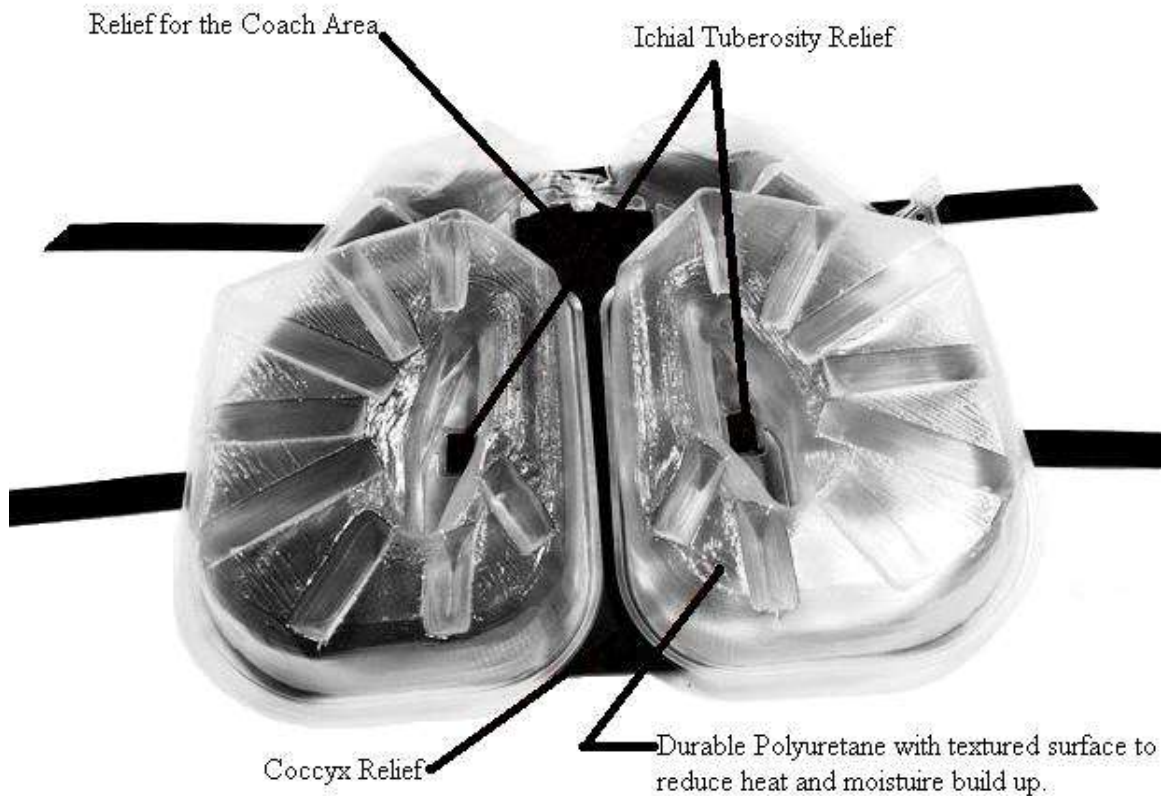


## **HIGH PERFORMANCE SKELETAL SUSPENSION**

**For Motorcycles and all other Motor Vehicles**    

### **Features:**

- Reduce pain and fatigue by distributing weight and absorbing shock.
- Adjust air in 3 separate chambers for stability and to create a custom fit.
- Special cover design works in concert with the air bladder. This cover keeps the seat cool.
- Thick long lasting polyurethane bladder with a **3 year warranty.**
- Raises you little from 3/16" to 1/4" from your seat when properly adjusted.
- Adapts to the different pelvis structures of Women and Men.
- Voided areas to relieve pressures under the tail bone, crouch and ITs.
- Textured urethane surface reduces heat and moisture from building up.



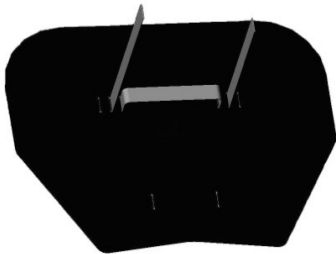
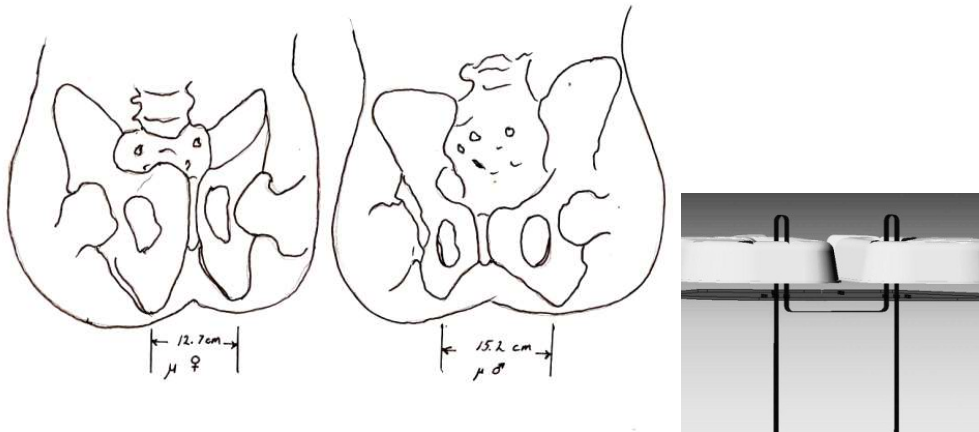
MADE IN USA

**Package includes:** One of either a 13" or 15" wide by 12" long

- USA made urethane makes the INFINITE cushion tough and will never lose performance.
- 3/4" wide straps and buckles can mount the cushion on most motorbikes and other vehicles.
- Rubber base grips cushion to seat and position the urethane in place to couple with pelvis.
- Cover is made with nylon spandex® top and nylon sides. Specially designed to breathe keeping the seat cool and not inhibit the weight distributing characteristics of the pneumatic urethane cushion.
- Inflation straw.

**Directions:**

Start with adjusting the matt by threading the back strap to the proper slots that positions the bladder to fit the female or male pelvis size. The outer two slots separate the bladder's indentations by 6 inches for the average female pelvis and the inner two slots separates the indentations by 5 inches for the average male pelvis.



To add or delete air use the on board inflation straw and your breath to add or squeeze out air to delete air. Pull the valve tab out and unfold the valve flat. Insert the straw until it passes the folded area. Add or delete air in small increments until the right volume of air is achieved. Close the valve by slipping the tab through the tab slot. Grab the tab on the other side then pull until it's in place. Proceed with the other tabs. If the inflation straw has been lost, a toothpick can also be used instead by placing one end just pass the folding area of the valve allowing air to flow around.



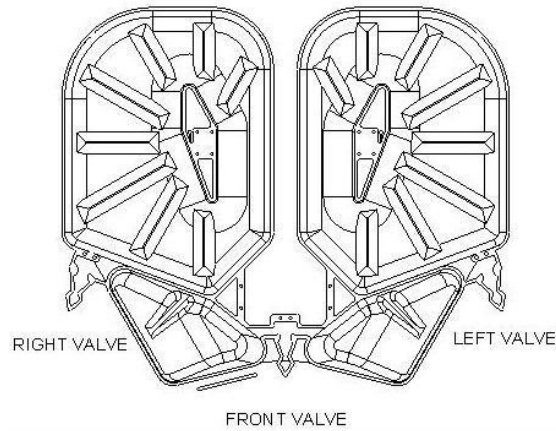
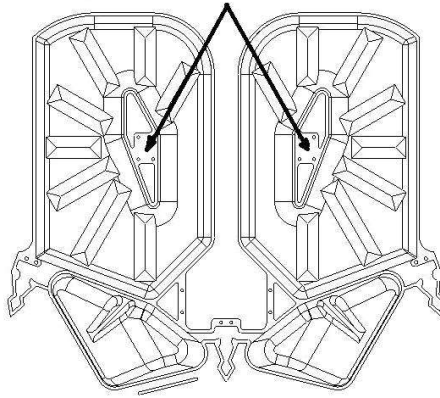
## DO NOT OVER INFLATE

The bladder has been inflated generically so you will have to adjust it to yourself. Add or delete air to position the bony prominence from just above bottoming out on the matt. By sitting on your hands you can feel these bones called the Ischia. Be sure to put these bones on top of the back strap you mount the cushion with. When sitting correctly the cushion will have a high interface with you and not raise you very much. Too much air will be unstable and not relieve the pain. INFINITE employs three separate inflatable zones for your bones. Proper inflation of the 2 back chambers makes the cushion envelope you to distribute weight. The front section, the two air interconnecting cells are inflated for personal positioning preference. Be sure you are close to bottoming out. You can also have someone look from a side view and see how deep you are within the cushion.



Position the pad to your seat with the cover off. Match the landmarks of the cushion to yourself and the way you normally sit on your seat. Use the voided area of the cushion as a landmark for your crotch and the 2 indentations at the back for your sitting bones the Ischia.

PLACE YOUR ISCHIAL TUBEROSITY HERE



Secure the cushion down to your seat using the provided straps. Strap down the cushion so it stays in place when mounting and dismounting from your seat.



Use the short strap with the pictured optional buckles to loop the front of the 15" wide cushion but generally it's not needed. The 13" wide cushions may need to extend either front or back strap. When done place the inflation straw back in the place where it was found. Put the cover back on and go for a ride. You may have to readjust after your first ride. Once satisfied readjustment is infrequent.

The cover is made of 80 percent Nylon and 20 percent Lycra with Nylon sides,

wash in cold water and drip dry. The weight limit is 650 pounds.

**Warranty:** *BikeCushion* provides a limited three year warranty on the polyurethane bladder that includes any manufacturing defects.

**Dear Customer:**

Thank you for purchasing a *BikeCushion*. We hope the cushion serves you for many years. Contact *BikeCushion* if you have any questions about setting it up.

*BikeCushion* is the only cushion that adapts to the different pelvic structures of men and women. The pad absorbs knobby bones and cradles them in a suspension of air. This arrangement distributes your weight to allow blood to circulate within the high pressure points that you sit on. It's the lack of blood flow that makes riding painful resulting in less time on the bike.

Remember, the cushion works best with the least amount of air in it. The working pressure with a rider sitting on the cushion is around a ½ psi or less. To make the cushion comfortable, fill or delete air in small increments until your bones are just above bottoming out. For best results, the cushion should only raise you no more than a ¼ of an inch above the seat.

***BikeCushion.com LLC***  
PO Box 464 Dubuque, IA 52004  
[www.BikeCushion.com](http://www.BikeCushion.com)  
618 310 3724